



February 2, 2025

The Van Buren/Cass District Board of Health will hold their regularly scheduled meeting on **Wednesday, February 12 at 3 P.M. at Van Buren/Cass District Health Department – Lawrence Office, 260 South Street, Lawrence, MI 49064.**

**AGENDA**

1. Roll call
2. Minutes of Previous Meeting
3. Finance Director's Report
4. Administrator/Health Officer's Report
5. Nursing Report
6. Medical Director
7. Dental Report
8. Environmental Health Report
9. Health Promotions Report
10. Other Business
11. Public Comment
12. Adjournment



**Van Buren/Cass District Board of Health**  
**Minutes**  
**12/11/2024**

Chairperson Jeremiah Jones called meeting to order at 3 pm at Van Buren ISD Conference Center, 490 So Paw Paw Street, Lawrence MI 49064. Roll call taken. Board members present were: Jeremiah Jones, Tina Leary, Robert Linderman, Randall Peat, Vicki Vaughn in person and Mary Howie attended virtually.

Board members Absent: Donald Hanson

Employees Present: Danielle Persky, Nancy Desai, Tina Cox, Dr. Larry Wile, Jennifer Zordan in person and Kelly Adkins, Megan Fecho, George Friday attended virtually.

Others: Roger Boyer, Karen Tan and Miriam Peralto

November meeting minutes were reviewed. Motioned by Peat, 2<sup>nd</sup> by Leary to approve the meeting minutes as written. All voting yes, motion carried.

Jones thanked Tina for her time on the board and to enjoy her retirement.

Finance Director's Report: As discussed, she created a new financial report for Statement of Revenues and Expenditures. Nancy explained that pages 1 and 2 are all the revenues according to our budget that we anticipate plus percentages of what we have received. Pages 3 and 4 are the budgeted expenditures with year to date actuals plus the percentage of what was expended already. She stated the report will be submitted monthly and that it is a work in progress. If anyone had any suggestions or changes they would like to see in this report to contact her. She explained that this report will only get better with more historic data. Linderman requested that utilities be listed separately between Dowagiac and Lawrence. Discussed and reviewed.

November Expenditures Report: Nancy stated a number column has been added to this report to make it easier to follow when there are questions. Areas highlighted were: #10 Amalgam, will look into; #13 Lawrence utilities, Danielle stated still looking at splitting the meters, approximate cost of \$50,000 will keep the board informed; #31 Commando explained; #26 Huntington Credit Cards, Nancy stated there are 5 cards, 3 are for the drivers of the cars and have a low limit to allow for gas and maintenance purchases, the other 2 are for Danielle and herself and are used for various department needs; #46 Uline, purchase of hand trucks with better tires; #64 Megan Schur Photography, headshots of staff for website, plan to include board members; #45 & 89 City of Dowagiac, Nancy explained 1 is for upstairs at Dowagiac and the other for downstairs; #170 Huntington Bank for Car wash, is for 2 car washes. Motion by Linderman, 2<sup>nd</sup> by Leary to accept the expenditures report. All voting yes, motion carried.

Administrator/Health Officer: Danielle thanked Mary Howie for her time as Commissioner and being on the Board of Health.

Danielle informed the board that the EH Code changes were approved at the Van Buren County meeting. Will meet in Cass County December 19<sup>th</sup>. How these changes will affect Cass County were reviewed. Jones stated he believed this issue will not be voted on until January's meeting.

Danielle reminded the board that at the January meeting elections for Chair and Vice-Chair will take place.

Danielle informed the board that a new Executive Assistant has been hired and will begin January 13<sup>th</sup>.

Danielle asked Kelly Adkins to show the board the home page of our new website. Kelly scrolled through the home page explaining various items. She asked the board to review and if they had any feedback to get back to us as soon as possible. Kelly stated that visitors will now be given the option to change the language if needed. When asked about visitors to the site, Kelly stated there were 21,000 last year. In the last 28 days 1,007 have visited with 300 this week. Visitors are coming from various states across the U.S. as well as other countries. Discussed and reviewed.

Nursing and Medical Director's Report: Dr. Wile reported COVID and Flu have reported low this month but are beginning to pick up.

Environmental Health: Available in the written report

Dental: Available in the written report

Health Promotions: Available in the written report

Other Business: None

Public Comment: Rogers wished everyone a Merry Christmas.

Motion to adjourn.

The next regular District Board of Health meeting is scheduled **Wednesday, January 8th at 3 pm in the Community Center, 302 So Front Street, Dowagiac MI 49047.**

\_\_\_\_\_  
\_\_\_\_\_  
\_\_\_\_\_  
\_\_\_\_\_  
\_\_\_\_\_  
\_\_\_\_\_

\_\_\_\_\_  
Board of Health Members

**Van Buren-Cass District Health Department**  
**Check/Voucher Register - Check Register**  
**From 1/1/2025 Through 1/31/2025**

<b>Check Number</b>	<b>Check Date</b>	<b>Vendor Name</b>	<b>Transaction Description</b>	<b>Check Amount</b>
013125PR	1/31/2025	Various Employees	01/31/2025 Payroll	139,092.89
011725PR	1/17/2025	Various Employees	01/17/2025 Payroll	107,787.57
010325PR	1/3/2025	Various Employees	01/03/2025 Payroll	106,775.42
47576010	1/1/2025	Blue Cross Blue Shield of MI	January BCB5 Invoice 196539889	50,290.96
011525PR	1/15/2025	Various Employees	PTO Pay Out	43,140.26
47576011	1/1/2025	Blue Care Network of Michigan	January BCN - HMO Inv. 243460085475	36,840.44
12289	1/3/2025	Amalgam LLC	Septic/Well Data Migration	27,000.00
15309809	1/31/2025	Internal Revenue Services Department of Treasury	1.31.25 Social Security	22,297.30
696843	1/17/2025	MERS Municipal Employees' Retirement System of Michigan	1.17.25 MERS 457 Payment	20,570.24
4094808422	1/31/2025	State of Michigan	Michigan State Taxes January 2025	20,567.27
15309809	1/31/2025	Internal Revenue Services Department of Treasury	1.31.25 Federal Tax	19,785.32
24750928	1/17/2025	Internal Revenue Services Department of Treasury	1.17.25 Social Security	19,766.64
12285	1/1/2025	Van Buren Cass Community Health Properties	January 2025 Rent - Lawrence Building	19,200.91
12375	1/31/2025	Van Buren Cass Community Health Properties	Lawrence Building February Rent	19,200.91
10315911	1/3/2025	Internal Revenue Services Department of Treasury	1.3.25 Social Security	19,181.04
695776	1/3/2025	MERS Municipal Employees' Retirement System of Michigan	1.3.25 MERS 457 Pmt	19,136.21
24750928	1/17/2025	Internal Revenue Services Department of Treasury	1.17.25 Federal Tax	13,551.10
10315911	1/3/2025	Internal Revenue Services Department of Treasury	1.3.25 Federal Tax	12,623.35
695775	1/3/2025	MERS Municipal Employees' Retirement System of Michigan	1.3.2025 MERS DC Pmt	8,532.31
696845	1/17/2025	MERS Municipal Employees' Retirement System of Michigan	1.17.25 MERS DC Payment	8,393.22
12391307	1/16/2025	Internal Revenue Services Department of Treasury	1.15.25 PTO Payout Social Security	7,380.82
25012498366192	1/28/2025		Unemployment for Cal Year 2023 -GKilts	7,239.07
12286	1/1/2025	Van Buren Cass Community Health Properties	January 2025 Rent - Dowagiac Building	7,100.00
12374	1/31/2025	Van Buren Cass Community Health Properties	Dowagiac Building February Rent	7,100.00
696842	1/16/2025	MERS Municipal Employees' Retirement System of Michigan	1.15.25 PTO Pay MERS 457 Pmt	5,920.18
12332	1/17/2025	Patagonia Health Inc	Mi State Lab Bi-directional Interface/ STI/HIV Program	5,500.00
15309809	1/31/2025	Internal Revenue Services Department of Treasury	1.31.25 Medicare	5,214.76
12356	1/31/2025	DBIX IT	Network Consulting/Support/Implementation 50Hours/6months	4,900.00
24750928	1/17/2025	Internal Revenue Services Department of Treasury	1.17.25 Medicare	4,622.88
10315911	1/3/2025	Internal Revenue Services Department of Treasury	1.3.25 Medicare	4,485.84
13201414	1/17/2025	UMB Healthcare Services	1.17.25 UMB HSA Payment	4,159.31

**Van Buren-Cass District Health Department**  
**Check/Voucher Register - Check Register**  
**From 1/1/2025 Through 1/31/2025**

<u>Check Number</u>	<u>Check Date</u>	<u>Vendor Name</u>	<u>Transaction Description</u>	<u>Check Amount</u>
12299	1/3/2025	Northwoods	P3 Programming - Support Block	4,100.00
12373	1/31/2025	US Business Systems Inc	Copier Lease Fees/Overage charges	3,963.74
12391307	1/16/2025	Internal Revenue Services Department of Treasury	1.15.25 PTO Payout Federal Tax	3,928.11
13183490	1/10/2025	UMB Healthcare Services	1.3.25 UMB - HSA Payment	3,827.31
12287	1/3/2025	Sentage Corp DBA Dental Services Group	Dental Lab Fees	3,808.00
12348	1/31/2025	Sentage Corp DBA Dental Services Group	Dental Lab Fees	3,435.50
12307	1/6/2025	Mutual of Omaha	STD/Life Ins Premiums 11.15.24-12.14.24	3,210.60
12308	1/10/2025	Sentage Corp DBA Dental Services Group	Dental Lab Fees	3,163.50
12357	1/31/2025	Delta Dental	Dental Insurance Premiums 02.01.25-02.28.25	3,154.44
12329	1/17/2025	Commando LLC	Testing & STD Initiative 3 Month Campaign	3,000.00
12306	1/3/2025	Work Easy Software	Time & Attendance Software - 75 Employees - Renewal 1/21/25	2,475.00
	1/10/2025	Patterson Dental	Dental Supplies PO# 8930	2,353.36
12323	1/17/2025	Sentage Corp DBA Dental Services Group	Dental Lab Fees	2,227.50
01312025 ND	1/31/2025	Huntington National Bank	Amazon - Laptops (2) - Will Refund Next Month	2,087.74
12391307	1/16/2025	Internal Revenue Services Department of Treasury	1.15.25 PTO Payout Medicare	1,726.22
s3dmwaw-P	1/7/2025	Health Equity	HRA Claim Pmt s3dmwaw-P	1,614.32
12339	1/24/2025	Benco Dental Company	Dental Supplies PO# 8951	1,447.10
12300	1/3/2025	Patterson Dental	Dental Supplies PO# 8915	1,442.49
12347	1/24/2025	Verizon Wireless	Cellular Phone Bill - 12.09.24-01.08.25	1,426.04
	1/10/2025	Patterson Dental	Dental Supplies PO# 8918	1,293.76
12342	1/24/2025	Patterson Dental	Dental Supplies PO# 8952	1,088.60
	1/3/2025	Patterson Dental	Dental Supplies PO# 8928	1,075.80
	1/10/2025	Patterson Dental	Dental Supplies PO# 8832	1,043.94
12345	1/24/2025	United States Postal Service	Postage for Lawrence Machine	1,000.00
	1/10/2025	Benco Dental Company	PROSYS Intraoral Cameras (4) PO# 8755	915.86
12358	1/31/2025	City of Dowagiac	Electric/Water/Sewer 12.01.24-12.31.24	900.74
74974080	1/31/2025	Internal Revenue Services Department of Treasury	Short-Term Disability Pmts Employer Taxes	837.60
12337	1/24/2025	Sentage Corp DBA Dental Services Group	Dental Lab Fees	828.50
12304	1/3/2025	Verizon Wireless	Mobile Phones - 12.09.24-01.08.25	799.91
V01032025 2	1/3/2025	Landauer Inc	Dosimeter Services	777.50
	1/10/2025	Benco Dental Company	Dental Supplies PO# 8929	750.53
25012498366192	1/28/2025		Unemployment for Cal Year 2023 -RWalker	724.00
01312025 DP	1/31/2025	Huntington National Bank	WP Engine Website Managed Hosting 01/29/25-01/28/26	719.35
12290	1/3/2025	Benco Dental Company	Dental Supplies PO# 8916	712.61
12355	1/31/2025	AFLAC	AFLAC Insurance Premiums - January Cycle	668.60
12310	1/10/2025	Fidelity Security Life Insurance Co.	Vision Insurance Premium - January 2025	661.60
12303	1/3/2025		Dental Refund - DOS 2.20.24 & 3.26.24	655.00
01312025 DP	1/31/2025	Huntington National Bank	WP Engine - 01.08.25-02.07.25	650.00
yuiw1bi-P	1/14/2025	Health Equity	HRA Claim Pmt yuiw1bi-P	642.31
01312025 DP	1/31/2025	Huntington National Bank	Insight Public Sector - Microsoft 365 Standard/Basic	613.40
12346	1/24/2025	United States Postal Service	Postage for Dowagiac Machine (2 pmnts)	600.00
01312025 DP	1/31/2025	Huntington National Bank	Linkedin Advertising - HR Position 01.13.25-01.21.25	600.00
01312025 DP	1/31/2025	Huntington National Bank	Linkedin Advertising - HR Position 01.22.25-01.26.25	600.00

**Van Buren-Cass District Health Department**  
**Check/Voucher Register - Check Register**  
**From 1/1/2025 Through 1/31/2025**

<u>Check Number</u>	<u>Check Date</u>	<u>Vendor Name</u>	<u>Transaction Description</u>	<u>Check Amount</u>
01312025 DP	1/31/2025	Huntington National Bank	Global Ind. - Floor Scrubber Battery	588.94
12314	1/10/2025	HealthCare Compliance Solutions, Inc	HIPAA Annual Training Renewal - 2025	587.00
12351	1/31/2025	Patterson Dental	Dental Supplies PO# 8969	561.14
12352	1/31/2025	The Proctor & Gamble Distributing, LLC	Oral-B Items for customer sale	539.64
o6t2g82-P	1/28/2025	Health Equity	HRA Claim Pmt o6t2g82-P	533.00
12312	1/10/2025	Garrett Laboratories Inc.	Coliforms/E.Coli/Nitrite/Nitrate Testing	527.82
12302	1/3/2025	Service Plus Office Supplies	Copy Paper	495.92
12361	1/31/2025	Foune Well Drilling	Coliform/E.Coli/Nitrite Testing	490.00
12363	1/31/2025	Frontier Communications	Dowagiac Fax Line 01.14.25-02.13.25	484.60
12292	1/3/2025	Frontier Communications	Dowagiac Fax Line 12.14.24-01.13.25	483.71
12309	1/10/2025	Benco Dental Company	Dental Supplies PO# 8919	478.02
	1/17/2025	Benco Dental Company	Dental Supplies PO# 8963	377.98
12325	1/17/2025	Benco Dental Company	Dental Supplies PO# 8961	376.27
	1/3/2025	Benco Dental Company	Dental Supplies PO# 8927	374.20
12296	1/3/2025	Legal Shield	Legal Services Premium - 12.25.2024	334.00
12324	1/17/2025	Airgas USA, LLC	Gas Cylinder Rental	332.40
12349	1/31/2025	Airgas USA, LLC	Oxygen Cylinder refill PO# 8974	326.92
12291	1/3/2025	Crystal Flash	Vehicle Fuel Reconciliation - December 2024	326.42
V01242025 1	1/24/2025	TelNet Worldwide	Desk Phones - 01.15.25-02.14.25	312.62
01312025 DP	1/31/2025	Huntington National Bank	Workeasy Clocking Machine	308.21
01312025 DP	1/31/2025	Huntington National Bank	Workeasy Clocking Machine	308.20
01312025 DP	1/31/2025	Huntington National Bank	Workeasy Clocking Machine	308.20
12365	1/31/2025	Legal Shield	Legal Services Premium 01.01.25-01.31.25	302.10
12370	1/31/2025	Sanofi Pasteur	Sanofi Polio IPOL 5US 5ML MDV	301.78
			Lot#X1C891M Exp 10/31/26	
12293	1/3/2025	Henry Schein One	Legacy Lighthouse Monthly Svs - December 2024	299.00
12327	1/17/2025	Henry Schein One	Legacy Lighthouse Monthly Svcs - Jan 25	299.00
12343	1/24/2025	Semco Energy	Utilities - Natural Gas 12.09.24-01.10.25	296.84
011725PR	1/17/2025	Brian R. Lint	Mileage Previous	293.07
01312025 ND	1/31/2025	Huntington National Bank	Amazon - Sharp Admin Printer Toner Cartridges (4)	292.46
12335	1/17/2025	Village of Paw Paw	Colilert/Nitrite/Nitrate Testing	285.00
01312025 DP	1/31/2025	Huntington National Bank	Henry Schein One - Lighthouse Subscription	285.00
010325PR	1/3/2025	Caitlin P. McNair	Mileage Previous	276.71
	1/17/2025	Patterson Dental	Dental Supplies PO# 8962	262.44
010325PR	1/3/2025	Jessica A. Smith	Mileage Previous	259.96
12371	1/31/2025	Service Plus Office Supplies	HP-83X Toner, Post it notes,Correction Tape	258.96
12322	1/10/2025	Waste Management	Waste Removal - Dowagiac	256.86
010325PR	1/3/2025	Richard T. Conway	Mileage Previous	254.60
12317	1/10/2025	Schloss, Bradley	Refund Septic Permits (2), Not Needed	250.00
12321	1/10/2025	Vogt's Snow Removal	Parking Lot Salting 1/6/25	250.00
01312025 ND	1/31/2025	Huntington National Bank	MGWA Conference - R Burge	250.00
01312025 DP	1/31/2025	Huntington National Bank	Saraneicki Institute - RHES Testing	249.50
01312025 DP	1/31/2025	Huntington National Bank	Saraneicki Institute - RHES Testing	249.50
0-021-794-557	1/31/2025	State of Indiana	Indiana State Taxes January 2025	235.94
	1/24/2025	Benco Dental Company	Dental Supplies PO# 8965	230.84
01312025 ND	1/31/2025	Huntington National Bank	Bavarian Inn Lodge Deposit - R Burge & K King	217.07
010325PR	1/3/2025	Missie L. Hoenes	Mileage Previous	206.90
12331	1/17/2025	Mi CPR Connections	AHA BLS Class - 5 Students	200.00
12341	1/24/2025	Mann, Scott	Home Loan Refund - TX# 44474241	200.00
12354	1/31/2025		Dental Refund	192.00

**Van Buren-Cass District Health Department**  
**Check/Voucher Register - Check Register**  
**From 1/1/2025 Through 1/31/2025**

<u>Check Number</u>	<u>Check Date</u>	<u>Vendor Name</u>	<u>Transaction Description</u>	<u>Check Amount</u>
01312025 ND	1/31/2025	Huntington National Bank	MGWA Membership - R Burge	180.00
	1/10/2025	The UPS Store #3816	TB Control - Shipping	179.73
12330	1/17/2025	HR Specialist	HR Employment Law, EXP 1-27	179.00
011725PR	1/17/2025	Corrinne Taylor	Mileage Previous	177.06
1d1mwn9-P	1/8/2025	Health Equity	HRA Claim Pmt 1d1mwn9-P	174.38
	1/3/2025	Service Plus Office Supplies	Samsung 116L Toner - Dental Printer	173.98
01312025 ND	1/31/2025	Huntington National Bank	Amazon - Air Purifier/Filters	173.92
	1/10/2025	Patterson Dental	Dental Supplies PO# 8860	168.44
011725PR	1/17/2025	Brian R. Lint	Mileage Previous	167.47
010325PR	1/3/2025	Sherri Wanberg	Mileage Previous	164.55
	1/10/2025	Waste Management	Waste Removal - Lawrence	159.82
t58uoe6	1/30/2025	Health Equity	HRA Claim Refund t58uoe6	153.55
01172025 1	1/17/2025	Lingo Telecom, LLC	Elevator Emergency Phone Line - 01.10.25-02.09.25	153.09
	1/24/2025	Patterson Dental	Dental Supplies PO# 8966	152.98
010325PR	1/3/2025	Missie L. Hoenes	HlthOO	150.00
011725PR	1/17/2025	Danielle Persky	HlthOO	150.00
011725PR	1/17/2025	Missie L. Hoenes	HlthOO	150.00
12311	1/10/2025	Frontier Communications	Lawrence Fax Line - 01.05.25-02.04.25	141.58
011725PR	1/17/2025	Ellen E. Carr	Mileage Previous	139.36
12359	1/31/2025	City of Dowagiac	Electric/Water/Sewer 12.01.24-12.31.24	139.09
011725PR	1/17/2025	Kimberlee A. Vogt	Mileage Previous	131.32
12297	1/3/2025	Linderman, Robert	Board Meeting Per Diem & Mileage - Dec Meeting 1 Add'l Mtg	129.48
rwc083j-P	1/22/2025	Health Equity	HRA Claim Pmt rwc083j-P	128.13
12298	1/3/2025	Menards	Maintenance Supplies - electric cords and T8 & T5 light bulb	127.57
12313	1/10/2025	Gordon Water Systems	Water Cooler Rental/Water	121.84
	1/24/2025	Patterson Dental	Dental Supplies PO# 8967	119.12
01312025 ND	1/31/2025	Huntington National Bank	Amazon - Underbed Storage Box (2) - C Taylor	105.00
12318	1/10/2025	The UPS Store #5277	Sputum Sample Shipping	103.00
	1/17/2025	Patterson Dental	Online OSHA SDS Access	100.00
010325PR	1/3/2025	Cristy Bretz	Uniform	100.00
01312025 DP	1/31/2025	Huntington National Bank	Managing People At Work - Cancelled/Last Payment	99.00
12369	1/31/2025	R&S Northeast LLC	Moxifloxacin HCL Tab 400mg 30doses	95.40
010325PR	1/3/2025	George D. Friday	Mileage Previous	93.35
V01032025 3	1/3/2025	Vaughn, Vicki	Board Meeting Per Diem & Mileage - December Meeting	92.88
12360	1/31/2025		Dental Refund	92.00
010325PR	1/3/2025	Anna L. De La Rosa	Mileage Previous	89.11
01132025 DW	1/31/2025	Huntington National Bank	Tapper Quick Lube - Admin Vehicle	87.71
	1/10/2025	The UPS Store #3816	Rabies Program - Shipping	87.35
	1/10/2025	The UPS Store #3816	TB Specimen - Shipping	86.41
12294	1/3/2025	Jones, Jeremiah	Board Meeting Per Diem & Mileage - Dec Meeting	82.83
013125PR	1/31/2025	Susan R. Oosterwal	Mileage Previous	81.81
013125PR	1/31/2025	Lisa M. Slack	Mileage	81.06
12326	1/17/2025	CareLinc Medical Equipment & Supply	Dental Supplies PO# 8917	80.93
12368	1/31/2025	New Age/Landmark Inc	E.Coli/Coliform/Nitrite Testing	80.00
	1/10/2025	Patterson Dental	Dental Supplies PO# 8840	76.36
01312025 DP	1/31/2025	Huntington National Bank	Linkedin Advertising - HR Position 01.27.25	75.83



**Van Buren-Cass District Health Department**  
**Check/Voucher Register - Check Register**  
**From 1/1/2025 Through 1/31/2025**

<u>Check Number</u>	<u>Check Date</u>	<u>Vendor Name</u>	<u>Transaction Description</u>	<u>Check Amount</u>
12316	1/10/2025	Patterson Dental	Dental Supplies (replacement)	72.03
010325PR	1/3/2025	Myah T. Nyeboer	Mileage Previous	71.69
12344	1/24/2025		Dental Refund/DOS 11.19.24	71.00
01312025 ND	1/31/2025	Huntington National Bank	Amazon - HDMI Cable/Surge Protector	69.43
12305	1/3/2025	West Michigan Document Shredding, LLC	Secure Shredding Services - 12.23.2024	67.00
013125PR	1/31/2025	George D. Friday	Mileage	66.36
12295	1/3/2025	Leary, Tina	Board Meeting Per Diem & Mileage - December Meeting	66.08
12367	1/31/2025	Michigan Dept of Agriculture & Rural Development	Food Service Licensing Fees	65.00
1d1mwn9-P	1/8/2025	Health Equity	HRA Claim Pmt 1d1mwn9-P	61.38
01312025 ND	1/31/2025	Huntington National Bank	Amazon - Keyboard Covers	60.70
01312025 ND	1/31/2025	Huntington National Bank	Amazon - Pens, Sanitizer, Steno Pads	59.25
12340	1/24/2025		Dental Refund/Overage from Inc Co goes to Pt.	58.79
010325PR	1/3/2025	Amy L. Wagoner	Mileage Previous	58.69
yuiw1bi-P	1/14/2025	Health Equity	HRA Claim Pmt yuiw1bi-P	58.68
12301	1/3/2025	Peat, Randall	Board Meeting Per Diem & Mileage - Dec Meeting	58.04
1d1mwn9-P	1/8/2025	Health Equity	HRA Claim Pmt 1d1mwn9-P	57.82
buqr9tb-P	1/22/2025	Health Equity	FSA Claim Pmt buqr9tb-P	57.64
011725PR	1/17/2025	George D. Friday	Mileage	56.10
011725PR	1/17/2025	George D. Friday	Mileage	56.10
12372	1/31/2025	Summit Fire Protection	Monthly Extinguisher Inspection - Lawrence	56.00
011725PR	1/17/2025	Mindie S. Kazlauskas	Mileage	54.04
01312025 ND	1/31/2025	Huntington National Bank	Atrix Electronic Filing of 2024 W-2's	53.25
01312025 ND	1/31/2025	Huntington National Bank	Amazon - Purifier Filters	51.00
V01032025 1	1/3/2025	Howie, Mary	Board Meeting Per Diem - December Virtual Meeting	50.00
xxbmh2j-P	1/9/2025	Health Equity	FSA Claim Pmt xxbmh2j-P	47.00
010325PR	1/3/2025	George D. Friday	Mileage Previous	46.68
12333	1/17/2025	Paw Paw Village Pharmacy	Moxifloxacin HCL - prescription	46.11
01312025 ND	1/31/2025	Huntington National Bank	Amazon - Avery Labels	44.77
01312025 ND	1/31/2025	Huntington National Bank	IFax	43.47
01312025 ND	1/31/2025	Huntington National Bank	IFax	43.47
011725PR	1/17/2025	Corrinne Taylor	Mileage Previous	41.66
010325PR	1/3/2025	Ryan B. Heimsath	Mileage Previous	41.09
12328	1/17/2025	Patterson Dental	Dental Supplies PO# 8865	40.80
010325PR	1/3/2025	Anna L. De La Rosa	Cell	40.00
010325PR	1/3/2025	Amy M. Malsbary	Cell	40.00
010325PR	1/3/2025	Danielle Persky	Cell	40.00
010325PR	1/3/2025	Ellen E. Carr	Cell	40.00
010325PR	1/3/2025	Jessica A. Smith	Cell	40.00
010325PR	1/3/2025	Jennifer L. Zordan	Cell	40.00
010325PR	1/3/2025	Michele L. Woodhams	Cell	40.00
010325PR	1/3/2025	Nancy B. Desai	Cell	40.00
010325PR	1/3/2025	Rebecca L. Burge	Cell	40.00
010325PR	1/3/2025	Richard T. Conway	Cell	40.00
01312025 ND	1/31/2025	Huntington National Bank	Amazon - Space Heater	39.99
12353	1/31/2025	Spencer's Soft Water	Water/Water Cooler Rental	38.73
s3dmwaw-P	1/7/2025	Health Equity	HRA Claim Pmt s3dmwaw-P	36.51
01132025 DW	1/31/2025	Huntington National Bank	Home Depot - Exterior Cage Locks	32.84



**Van Buren-Cass District Health Department**  
**Check/Voucher Register - Check Register**  
**From 1/1/2025 Through 1/31/2025**

<b>Check Number</b>	<b>Check Date</b>	<b>Vendor Name</b>	<b>Transaction Description</b>	<b>Check Amount</b>
01312025 ND	1/31/2025	Huntington National Bank	Hardings Market - TB Pt Groceries	32.35
12288	1/3/2025	Spencer's Soft Water	Water/Water Cooler Rental	31.95
010325PR	1/3/2025	Kimberly A. Pugsley	Mileage Previous	30.82
01312025 ND	1/31/2025	Huntington National Bank	Amazon - Tax Forms	28.46
01312025 ND	1/31/2025	Huntington National Bank	Amazon - Wall Mount for CPU	27.99
	1/3/2025	Patterson Dental	Dental Supplies PO# 8923	27.61
01312025 ND	1/31/2025	Huntington National Bank	Acuity CH Appt Scheduling	27.50
01312025 ND	1/31/2025	Huntington National Bank	Acuity CH Appt Scheduling	27.50
011725PR	1/17/2025	Miranda Rank	Mileage	27.02
12320	1/10/2025	Van Buren Intermediate School District	Whole Child Summit - Conference Center	25.00
01312025 CD	1/31/2025	Huntington National Bank	MEHA Membership Renewal	25.00
01312025 CD	1/31/2025	Huntington National Bank	MEHA Membership Renewal	25.00
12366	1/31/2025	Menards	Maintenance Supplies	24.95
01312025 ND	1/31/2025	Huntington National Bank	Amazon - Wireless Earbuds	24.69
011725PR	1/17/2025	Kimberlee A. Vogt	Mileage	24.50
47576010	1/1/2025	Blue Cross Blue Shield of MI	November BCBS Invoice Fees 196539889	23.70
51250193	1/31/2025	Van Buren County	1.31.25 Payroll - FOC Garnishment	23.68
12334	1/17/2025	Pfizer Inc	Sodium Chloride Inj 10ml/25 doses HN2235	23.55
			Exp 10.01.25	
013125PR	1/31/2025	George D. Friday	Mileage	22.12
013125PR	1/31/2025	George D. Friday	Mileage	22.12
12364	1/31/2025	Kellogg Ace Hardware	Keys & Chains for Cage	21.97
011725PR	1/17/2025	George D. Friday	Mileage Previous	21.78
011725PR	1/17/2025	George D. Friday	Mileage Previous	21.78
01312025 CD	1/31/2025	Huntington National Bank	Menards - (2) Shovels	21.19
01312025 CD	1/31/2025	Huntington National Bank	Menards - (2) Shovels	21.19
12362	1/31/2025		Dental Refund	21.00
010325PR	1/3/2025	Ryan B. Heimsath	Mileage Previous	20.55
011725PR	1/17/2025	George D. Friday	Mileage	18.70
01312025 ND	1/31/2025	Huntington National Bank	Amazon - Deaktop Speaker	16.98
01312025 ND	1/31/2025	Huntington National Bank	Amazon - HDMI Cable	15.99
12338	1/24/2025	Spencer's Soft Water	Water Cooler Rent - 01.25	14.98
011725PR	1/17/2025	Nicole A. Balcuns	Mileage Previous	13.13
12319	1/10/2025	The UPS Store #3816	CD/TB Control - Shipping	12.67
011725PR	1/17/2025	Brian R. Lint	Mileage Previous	10.47
011725PR	1/17/2025	Corrinne Taylor	Mileage Previous	10.42
12350	1/31/2025	Benco Dental Company	Dental Supplies PO# 8970	8.98
1d1mwn9-P	1/8/2025	Health Equity	HRA Claim Pmt 1d1mwn9-P	8.54
01312025 CD	1/31/2025	Huntington National Bank	AutoZone - Washer Fluid & WD-40	7.68
01312025 CD	1/31/2025	Huntington National Bank	AutoZone - Washer Fluid & WD-40	7.67
12315	1/10/2025		Dental Refund DOS 11.20.20	5.25
01312025 CD	1/31/2025	Huntington National Bank	Shell Oil - Car Wash	5.00
01312025 CD	1/31/2025	Huntington National Bank	Shell Oil - Car Wash	5.00
01312025 EF	1/31/2025	Huntington National Bank	Marathon Gas - Washer Fluid	2.28
01312025 EF	1/31/2025	Huntington National Bank	Marathon Gas - Washer Fluid	2.27
01292024	1/29/2025	Huntington National Bank	Bank Verification Deposit - MISDU Garnish	0.05
<b>TOTAL EXPENDITURES - JANUARY 2025</b>				<b>\$ 894,333.25</b>



**Van Buren/Cass District  
Health Department**

**STATEMENT OF REVENUES  
FROM 10/01/2024 - 01/31/2025**

ACCOUNT				% of TOTAL
CODE	DESCRIPTION	BUDGET	YTD ACTUAL	REVENUE
01	COVID Workforce Development	110,000		0%
02	COVID Immunization	10,529	10,529	100%
03	Infection Prevention & Healthcare	650,000	216,668	33%
05	CSHCS Vaccine Initiative	5,324		0%
07	HIV Prevention	40,000	13,332	33%
09	DIS Workforce Development Campaign	35,000	-	0%
11	Oral Health Kindergarten Assessment	182,386	60,796	33%
15	CSHCS Outreach & Advocacy	201,642	23,854	12%
15	CSHCS Care Coordination	35,000		0%
15	CSHCS Medicaid Elevated Blood Lead Case Mgmt	5,000		0%
15	CSHCS Medicaid Outreach	26,938		0%
18	Medicaid Outreach Reimbursement	22,450		0%
19	EGLE Drinking Water & Onsite WW Mgmt	725,204	241,736	33%
20	EGLE Non-Community Water Supply Program	231,974		0%
21	Food-ELPHS	198,822	66,274	33%
22	Hearing-ELPHS	46,009	15,336	33%
23	Vision-ELPHS	46,009	15,336	33%
25	Immunization Action Plan	61,868	20,624	33%
26	Immunization Vaccine Quality Assurance	16,895	5,632	33%
27	Maternal Child Health - Children	78,545	26,181	33%
28	MDHHS - ELPHS	466,559	155,520	33%
29	PFAS Response - DuWel	16,108	5,368	33%
30	Public Health Emergency Preparedness	127,353	42,028	33%
31	SEAL! Michigan Dental Sealant	50,000	16,668	33%
33	Vector Borne Surveillance & Prevention	18,000	6,000	33%
40	NACCHO	24,882	24,882	100%
42	Eat Well Be Well - United Way	45,500	15,387	34%
43	Van Buren Child Abuse & Neglect	5,000	1,250	25%
99	TB	172	56	33%
201	Environmental Health - General	29,775	742	2%
301	Clinical Health - General	2,500	15	1%
305	Hearing Services	12,500	1,711	14%
306	Vision Services	12,500	2,156	17%
309	Communicable Diseases Services	15,000	1,112	7%
310	Immunization Services	60,000	3,714	6%
401	Dental Services	1,800,000	666,399	37%
4001	Septic System Permits	140,000	35,500	25%
4002	Home Loan	7,500	1,125	15%
4003	Soil Evaluation	10,000	200	2%
4004	Well Permit	165,000	52,475	32%
4006	Swimming Pool Inspections	7,500	2,375	32%
4007	Foster Home/Daycare Inspections	13,000	2,560	20%
4009	Radon / Lead Test	200	30	15%
4010	Installer Registration	-		
4011	Body Arts Permits/Inspections	-	400	
4012	Campground Inspection	12,000	1,934	16%
4050	Food Inspections/License	155,000	10,020	6%
4051	Food Inspections License Late Charge	5,000	600	12%



Van Buren/Cass District  
Health Department

**STATEMENT OF REVENUES**  
**FROM 10/01/2024 - 01/31/2025**

ACCOUNT					% of TOTAL
CODE	DESCRIPTION	BUDGET	YTD ACTUAL	REVENUE	
4052	Food Plan Review	5,000	300		6%
4106	County Veteran's Grant (VB & Cass)	68,000	24,923		37%
4201	Interest Earning	50,000	17,228		34%
4202	Miscellaneous Revenue	1,000	274		27%
4204	Copy Fees	4,000	1,464		37%
4354	Local Community Stabilization Authority	192,942	192,942		100%
4601	County Appropriations	787,970	-		0%
4620	County Building Space	75,000	-		0%
		<b>7,114,556</b>	<b>2,003,656</b>		<b>28%</b>



Van Buren/Cass District  
Health Department

## STATEMENT OF EXPENDITURES FROM 10/01/2024 - 01/31/2025

Account Code	Account Title	Budget	YTD Actual	% of Budget Expended
7001	Salary and Wages	4,241,050	1,494,246	35%
7005	Production Pay		14,559	
7006	PTO Payout		8,486	
7010	Salary and Wages Overtime	10,000	3,957	40%
7101	FICA Employer's Share	325,205	108,381	33%
7102	Health Insurance	735,864	217,869	30%
7103	Health Reimbursement Account	8,000	7,919	99%
7104	Dental Reimbursement		514	
7105	Vision Insurance	6,500	2,059	32%
7106	Life Insurance	6,135	1,995	33%
7107	Retirement Contribution - Employer	210,800	23,821	11%
7108	Workers' Compensation	30,000	9,930	33%
7110	Health Insurance Option	32,400	11,700	36%
7111	Short Term Disability	27,170	8,766	32%
7112	Dental Insurance	27,800	9,321	34%
7201	General Office Supplies	35,000	5,351	15%
7202	Subscriptions & Publications	8,500	4,697	55%
7203	Uniforms and Accessories	5,000	598	12%
7204	Computer Supplies	2,500	260	10%
7205	Computer Software Maint/Fees	100,000	23,828	24%
7206	Janitorial Supplies	10,000	3,914	39%
7207	Medical Supplies	5,000	2,332	47%
7208	Non Capital Equipment & Furniture	30,000	1,840	6%
7210	Operating Supplies	5,000	853	17%
7211	Promotional Supplies	5,000	5,361	107%
7220	Dental Supplies	175,000	52,953	30%
7240	Miscellaneous Supplies	-	143	
7245	Fuel Charges	10,000	2,198	22%
7301	Mileage Reimbursement	75,000	14,764	20%
7302	Meals	1,750	1,064	61%
7303	Lodging	5,000	2,344	47%
7304	Professional Development - Conferences	7,500	604	8%
7305	Parking Fees	1,000	24	2%
7306	Professional Development - Training	20,000	4,495	22%
7308	Transportation - Airfare/Car/Train	5,000	-	0%
7320	Board of Health Mileage	500	433	87%
7401	Telephone	25,000	10,038	40%
7402	Utilities - Cable/Internet	5,000	2,862	57%
7403	Postage	15,000	7,146	48%
7501	Utilities - Electricity	25,000	2,814	11%
7502	Utilities - Gas	8,000	601	8%
7503	Utilities - Waste/Recycle	10,000	3,201	32%
7504	Utilities - Water/Sewer	5,000	544	11%
7520	Building Lease Fees	345,000	131,505	38%
7540	Building Maintenance	9,000	5,694	63%
7600	Consultants - Media	5,000	11,234	225%
7601	Consultant Fees	10,000	12,136	121%
7602	Legal Fees	5,000	-	0%



Van Buren/Cass District  
Health Department

**STATEMENT OF EXPENDITURES**  
**FROM 10/01/2024 - 01/31/2025**

Account Code	Account Title	Budget	YTD Actual	% of Budget
				Expended
7603	Auditing Fees	20,000	-	0%
7604	Computer Consultants	5,000	(150)	-3%
7606	Laboratory Services	200,000	56,098	28%
7608	Special Needs Assistance	500	19	4%
7610	Professional License Fees	5,000	1,566	31%
7611	Membership Dues	6,000	5,861	98%
7612	Advertising	40,000	14,644	37%
7613	Printing	5,000	131	3%
7615	Food License Surcharge	15,000	1,035	7%
7616	Personal Protective Equipment	500	-	0%
7620	Board of Health - Per Diem	3,500	1,050	30%
7630	Professional Liability Insurance	8,500	1,716	20%
7631	Property Liability Insurance	50,000	-	0%
7640	Office Equipment Lease/Rental	5,000	7,898	158%
7650	Equipment Maintenance	10,000	2,317	23%
7651	Vehicle Maintenance	10,000	2,831	28%
7655	Capital Equipment	50,000	40,100	80%
7656	Computer Equipment	15,000	2,344	16%
7670	Bank Charges	1,000	914	91%
7671	Credit Card Fees	-	170	0%
7673	Other Fees	5,000	225	5%
		<b>\$ 7,089,674</b>	<b>\$ 2,378,120</b>	<b>34%</b>

#### Hours of Operation:

Monday - Thursday 8am - 5pm  
Friday 8am - 2pm

#### Cass County

Immunizations  
1st & 3rd Wednesdays

STI testing & treatment  
Thursdays

Dental  
Monday - Friday

#### Van Buren County

Immunizations  
Thursdays

STI testing & treatment  
Wednesdays

Dental  
Monday - Friday

#### Newsworthy visit [vbcassdhd.org/news](http://vbcassdhd.org/news)

Flu and COVID season is upon us. Contact our department at **(269) 621-3143 ext. 1300** to schedule a vaccine appointment or find one at your nearest pharmacy or primary care provider.

For influenza updates and flu vaccine information, visit [michigan.gov/flu](http://michigan.gov/flu).

#### Dental Clinic and Outreach

- Dowagiac Dental Clinic
  - Served 388 patients in January, 18 of which were new patients
  - Welcomed Dr. Davin Renda to the Dowagiac office
  - Dentists have immediate openings
- Lawrence Dental Clinic
  - Served 561 patients in January, 28 were new patients
  - Dentists have openings starting March and April with patients being directed to Dowagiac for immediate treatment as needed

#### Environmental Health

- In the month of January, the department reports:
  - 30 septic permit
  - 23 septic final inspections
  - 31 well permits
  - 50 well final inspections
  - 04 body art facility inspections
  - 51 restaurant inspections
  - 20 restaurant reinspection's
  - 01 temporary food inspections

#### Health Promotions

- VBCDHD has been awarded a \$10,000 Accreditation Readiness mini-grant from the Michigan Public Health Institute. This grant will support the development of performance management and community health needs assessment processes.
- Grant support from UWSM for the Eat Well Be Well program is wrapping up after nearly three years. The program has been absorbed into the organization and will continue creating partnerships with community agencies to support nutrition education. Thank you to our amazing partners who ensure fruits and vegetables are accessible to all:
  - Lawrence Farmers Market, MSU Extension, VBISD Project Shine, and Feeding America
- American Heart Association is working with VBCDHD to create an educational campaign for February's Heart Month.
- Health Promotions Director participated in FEMA training to better align VBCDHD's planning with Van Buren County Domestic Preparedness and Holtec's response procedures.





### Hours of Operation:

Monday - Thursday 8am - 5pm  
Friday 8am - 2pm

### Cass County

Immunizations  
1st & 3rd Wednesdays

STI testing & treatment  
Thursdays

Dental  
Monday - Friday

### Van Buren County

Immunizations  
Thursdays

STI testing & treatment  
Wednesdays

Dental  
Monday - Friday

### Newsworthy visit [vbcassdhd.org/news](http://vbcassdhd.org/news)

Flu and COVID season is upon us. Contact our department at **(269) 621-3143 ext. 1300** to schedule a vaccine appointment or find one at your nearest pharmacy or primary care provider.

For influenza updates and flu vaccine information, visit [michigan.gov/flu](http://michigan.gov/flu).

### Medical Director and Nursing

- Communicable Disease Nurses were very busy in January with the resurgence of Pertussis (whooping cough), Hepatitis A, Legionella and a new active TB case, along with many other reportable communicable diseases that they investigate and follow-up on.
- Followed-up on 2 COVID-19 outbreaks in our long-term care facilities
- Michigan among other states is now listed as "Very High" for Influenza Like Activity per the Michigan Flu Focus January 31, 2025 Vol.22;No.17:Michigan ILI:  
<https://www.michigan.gov/flu/surveillance>
  - The predominant Strain of Influenza circulating continues to be Influenza A H1N1 and H3N2 which are strains included in the current flu vaccine.
- Michigan COVID-19 Summary Metrics: Both the number of reported COVID-19 cases and the number of COVID-19 related deaths in Michigan have decreased compared to the previous week. Nationwide COVID-19 test positivity and ER visits are low:  
<https://www.michigan.gov/coronavirus>

### CELEBRATE AMERICAN HEART MONTH WITH THESE 4 HEALTHY MONDAY PRACTICES.



HEALTHY MONDAY

#HealthyMonday

Heart disease is the leading cause of death in the U.S., affecting both men and women. Nearly half of Americans have at least one major risk factor—high blood pressure, high cholesterol, or smoking.

The good news? Small changes can make a big difference! Each week, recommit to simple habits like moving more, managing stress, eating well, and quitting smoking. Your heart will thank you!





# Michigan Flu Focus

Weekly Influenza Surveillance Report

February 7, 2025

Vol. 22; No. 18

Week Ending February 1, 2025 | WEEK 5

Editor: Sue Kim, MPH

*Data provided in this report are preliminary and will be updated as additional data are received*

## Updates of Interest

On January 31, 2025, the USDA Animal and Plant Health Inspection Service (APHIS) National Veterinary Services Laboratories (NVSL) confirms the first detection of highly pathogenic avian influenza (HPAI) H5N1 clade 2.3.4.4b, genotype D1.1 in dairy cattle as a result of State tracing and investigation, following an initial detection on silo testing under the USDA's National Milk Testing Strategy (NMTS) in Nevada. This is the first detection of this virus genotype in dairy cattle. Genotype D1.1 represents the predominant genotype in the North American flyways this past fall and winter and has been identified in wild birds, mammals, and spillovers into domestic poultry. This detection does not change USDA's HPAI eradication strategy and is a testament to the strength of the NTMS.

## Seasonal Flu Vaccination Coverage

Michigan's goal is to vaccinate **4 million** residents during the 2024-2025 flu season.

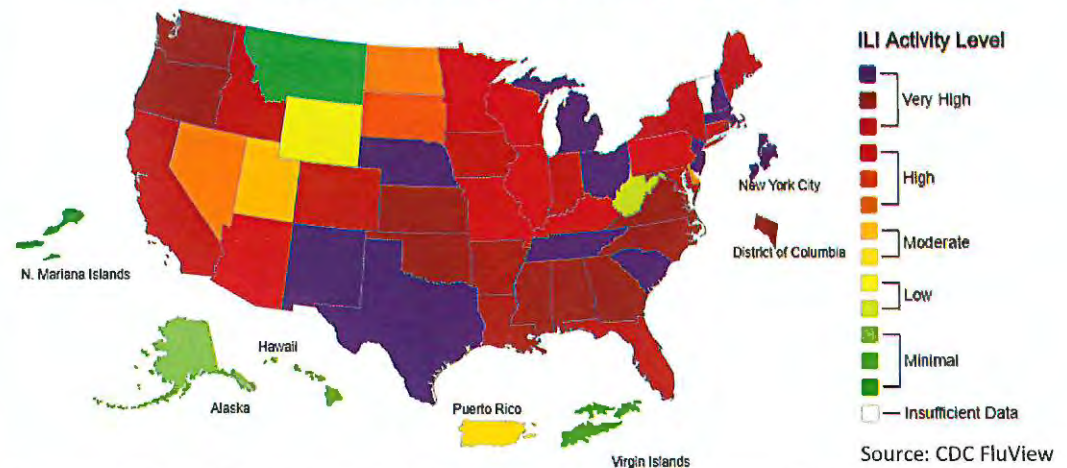
As of **February 1, 2025, 2,646,240** Michiganders have received a flu vaccine (**66.2%** towards goal) for the 2024-2025 season.

For more info, please visit the [Michigan Respiratory Virus Dashboard](#)

## Outpatient Respiratory Illness Activity Map Determined by Data Reported to ILINet

This system monitors visits for respiratory illness that includes fever plus a cough or sore throat, also referred to as ILI, not laboratory confirmed influenza and may capture patient visits due to other respiratory pathogens that cause similar symptoms.

2024-25 Influenza Season Week 5 ending Feb 01, 2025



Note: This map represents U.S. ILI activity levels reported to ILINet. The display used in past seasons showing Geographic spread of influenza has been suspended for the 2024-2025 influenza season

## Influenza-associated Pediatric Mortality

Nationally, **57** influenza-associated pediatric deaths have been reported for the 2024-2025 flu season.

No influenza-associated pediatric deaths in Michigan have been confirmed by MDHHS for the 2024-2025 flu season.



# Influenza-like Illness Outpatient Surveillance

Week Ending Feb 1, 2025

## U.S. Outpatient Influenza-like Illness Surveillance Network (ILINet)

Michigan participates in ILINet, a collaborative effort between the CDC, state and local health departments, and volunteer sentinel clinicians as part of Michigan's influenza surveillance. ILINet provides data on the total number of outpatient visits to health care providers seen for any reason and the number of those patients with influenza-like illness (ILI<sup>†</sup>). Participating Michigan emergency department and urgent care facilities send syndromic data voluntarily in near real-time to the Electronic Surveillance System for the Early Notification of Community Based Epidemics (ESSENCE). Discharge diagnosis and chief complaint data elements are used to determine whether visits meet the ILI case definition. Two hundred and thirty-one (231) Michigan facilities contributing data to ESSENCE have been validated and enrolled in ILINet.

<sup>†</sup>ILI is defined as fever (>100°F) and a cough and/or a sore throat.

### Number of Reports and ILI % by Region during this time period:

	C	N	SE	SW
# of Reporters (298)	115	32	115	36
ILI %	5.6	12.2	10.2	9.1



### Michigan ILI Activity: **8.0%** ↑

(Last week: 7.8%)

Regional Baseline\*: 2.3%

A total of **12,567** patient visits due to ILI were reported out of **156,282** outpatient visits.

\*Regional baseline is determined by calculating the mean percentage of patient visits due to ILI during non-influenza weeks for the previous three seasons and adding two standard deviations.

### National Surveillance

In the United States, **7.8%** of outpatient visits were due to ILI (Last week: 7.0%)

This is **above** the national baseline of 3.0%

Note: ILINet monitors visits for ILI (fever and cough and/or sore throat) and may capture patient visits due to other respiratory pathogens that cause similar symptoms.

**Become an ILINET provider!**

Contact Faria Farin at [FarinF1@michigan.gov](mailto:FarinF1@michigan.gov)



# Influenza-associated Hospitalization Surveillance

Week Ending Feb 1, 2025

## Influenza Hospitalization Surveillance Network (FluSurv-NET)

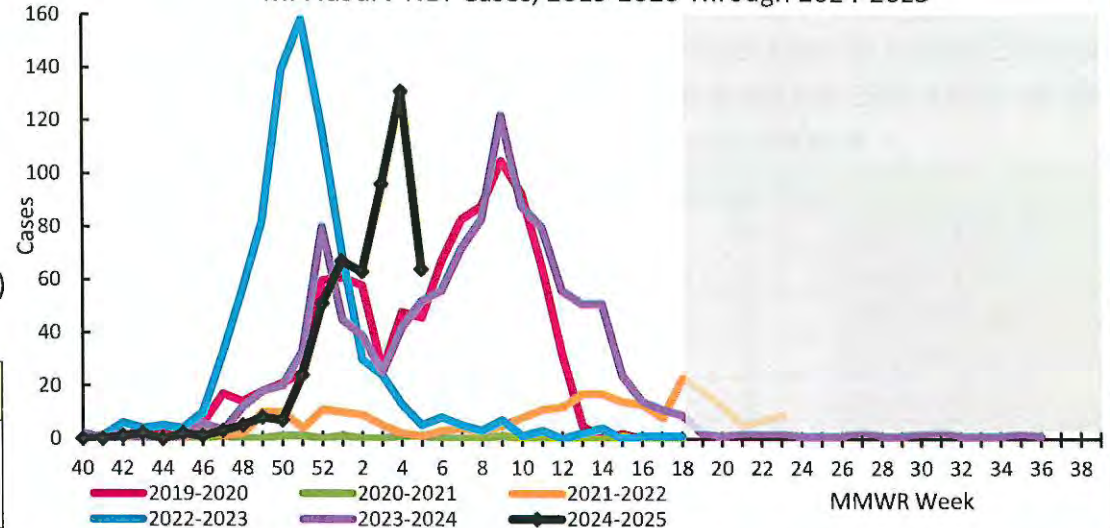
The CDC's Influenza Hospitalization Surveillance Network (FluSurv-NET) provides population-based rates of laboratory-confirmed influenza-associated hospitalizations from October 1<sup>st</sup> through April 30<sup>th</sup> each year. Michigan participates for Clinton, Eaton, Genesee, Ingham, and Washtenaw Counties. (Livingston County will be piloted during the 2024-2025 season)

### # of MI FSN cases reported for the 2024-2025 season:

	Pediatric	Adult	Total
Week 5* (Change from Previous Week)	0 (-15)	64 (-52)	64 (-67)
Cumulative Cases	50	475	525

\*MI FSN cases for Week 5 are preliminary and may be underreported

MI FluSurv-NET Cases, 2019-2020 Through 2024-2025



Note: FSN was extended during the 2021-2022 season to Week 23 due to late season activity in 2022 and extended during the 2023-2024 season in response to the HPAI outbreak among dairy cattle

Note: Livingston County was added as a pilot site for the 2024-2025 season

## Influenza Sentinel Hospital Network (ISHN)

ISHN is a group of hospitals in Michigan that voluntarily report weekly aggregate counts of influenza hospitalizations by age group.

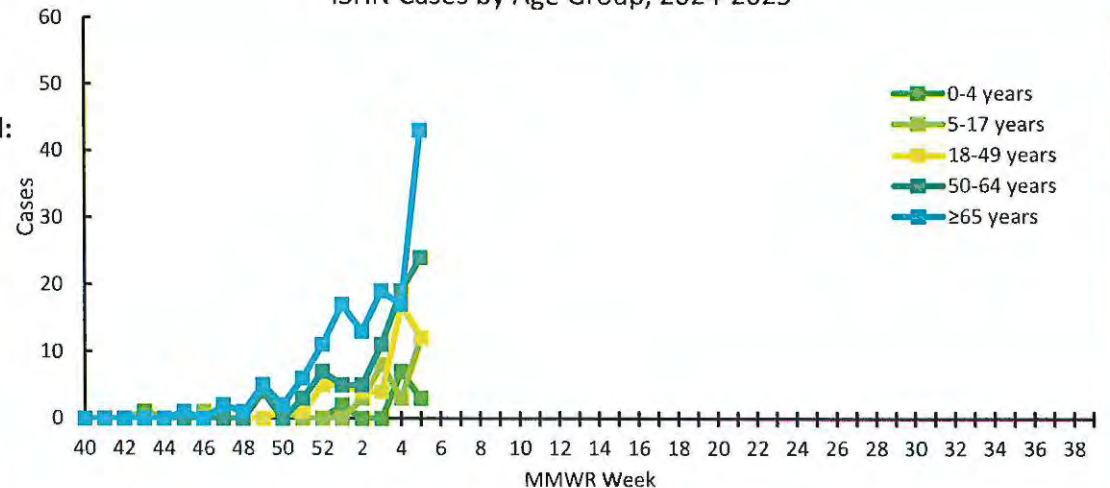
### # of Sites & Hospitalizations by Region during this time period:

Region	C	N	SE	SW	Total
Reporting Sites	4	1	0	5	10
Hospitalizations	17	4	0	73	94

### Total # of Reported Hospitalizations for ISHN by Region:

Age Group	C	N	SE	SW	Total
0-4	0	0	0	14	14
5-17	0	0	0	28	28
18-49	4	2	0	43	49
50-64	18	6	0	54	78
65+	48	9	0	80	137
<b>Total</b>	<b>70</b>	<b>17</b>	<b>0</b>	<b>219</b>	<b>306</b>

ISHN Cases by Age Group, 2024-2025



If you'd like to join ISHN, please contact  
Val Tellez Nunez at [telleznunezv@michigan.gov](mailto:telleznunezv@michigan.gov)



# Laboratory (Virologic) Surveillance

Week Ending Feb 1, 2025

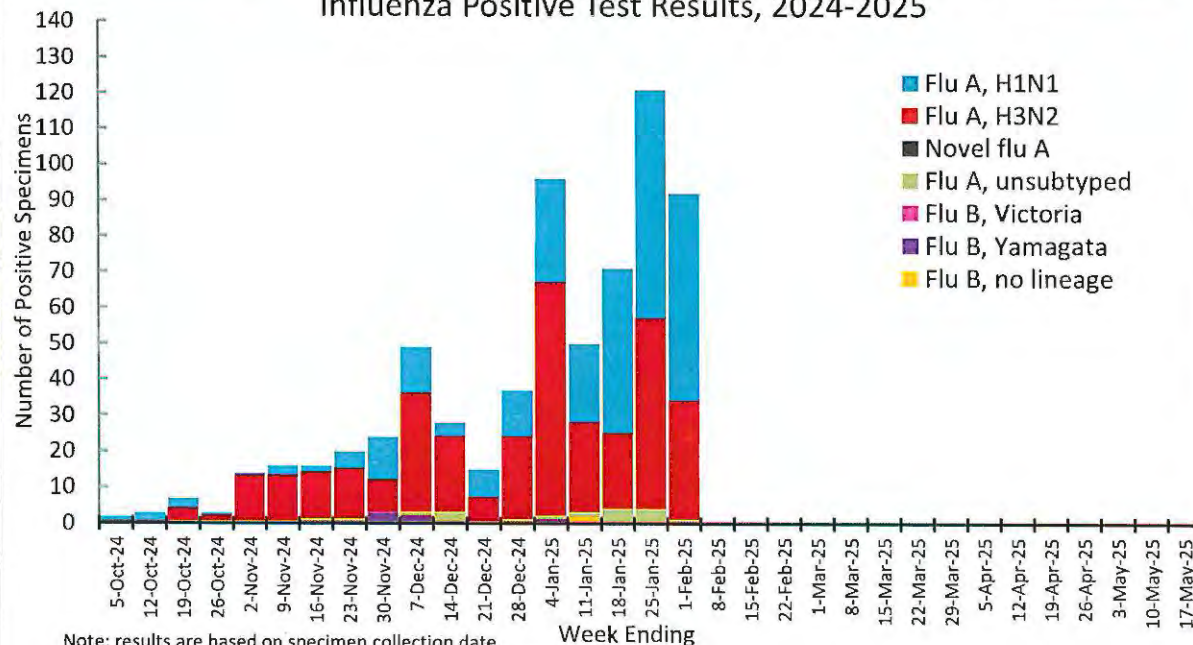
## MDHHS Bureau of Laboratories (BOL) Virology Laboratory Data

There were **93** (16C, 1N, 20SE, 56SW) positive influenza results reported by the MDHHS Bureau of Laboratories (BOL) during this time period. Positive flu results for the 2024-2025 season are summarized below.

### # of Positive Influenza Virus Results by Region

	C	N	SE	SW	Total
Flu A H1N1	43	31	85	130	289
Flu A H3N2	77	7	151	114	349
Novel flu A*	0	0	0	0	0
Flu A unsubtype	2	0	4	12	18
Flu B Victoria	2	0	3	1	6
Flu B Yamagata	0	0	0	0	0
Flu B no lineage	0	0	2	0	2
<b>Total</b>	<b>124</b>	<b>38</b>	<b>245</b>	<b>257</b>	<b>664</b>

Influenza Positive Test Results, 2024-2025



Note: results are based on specimen collection date  
 Novel influenza A result include: H5, H1N1v, H1N2v, H7N2v, H1v, H3v  
 One specimen was reported as having multiple subtypes reported during Week 5.

## Michigan Sentinel Clinical Lab Network

### Respiratory Virus Data

Five (5) sentinel clinical labs (1SE, 1SW, 3C, 0N) reported for the week ending 2/1/2025.

#### Southeast Region

Influenza A:	Very high ↑	↑ = Increase from previous week
Influenza B:	Low ↑	
SARS-CoV-2:	Elevated ↑	↓ = Decrease from previous week
Parainfluenza:	Low ↓	
RSV:	Moderate - high ↑	→ = Similar to previous week
Adenovirus:	Low ↓	
hMPV:	Low ↓	

#### Central Region

Influenza A:	Very high ↑
Influenza B:	Low →
SARS-CoV-2:	Low - moderate ↓
Parainfluenza:	Low ↑
RSV:	Moderate - very high ↑
Adenovirus:	Low - slightly elevated ↓
hMPV:	Low ↓

#### Southwest Region

Influenza A:	Very high ↑
Influenza B:	Sporadic - low ↑
SARS-CoV-2:	Moderate - high ↓
Parainfluenza:	Sporadic ↑
RSV:	Elevated - moderate ↓
Adenovirus:	Sporadic - low ↑
hMPV:	Sporadic →

#### North Region

Influenza A:	No data available
Influenza B:	No data available
SARS-CoV-2:	No data available
Parainfluenza:	No data available
RSV:	No data available
Adenovirus:	No data available
hMPV:	No data available



# Congregate Setting Outbreaks

Week Ending Feb 1, 2025

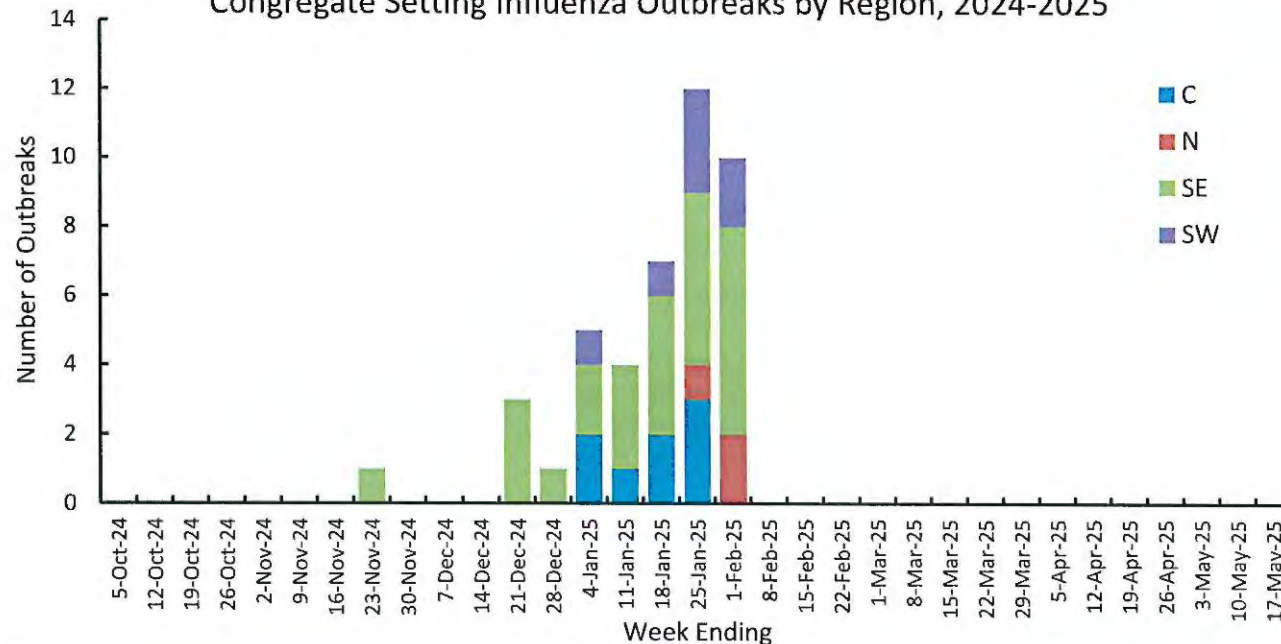
There were **10** (0C, 2N, 6SE, 2SW) confirmed influenza outbreaks reported to MDHHS during this time period. Influenza outbreaks for the 2024-2025 season are summarized below.

**# of Reported Influenza Outbreaks by Region**

Facility Type	C	N	SE	SW	Total
Schools: K-12 & College	0	0	3	1	4
Long-term Care / Assisted Living Facility	8	3	18	5	34
Healthcare Facility	0	0	1	0	1
Daycare	0	0	1	0	1
Homeless Shelter	0	0	1	0	1
Correctional Facility	0	0	1	1	2
Other	0	0	0	0	0
<b>Total</b>	<b>8</b>	<b>3</b>	<b>25</b>	<b>7</b>	<b>43</b>

Note: Data are reported on outbreaks with laboratory confirmed influenza. Other non-influenza, non-COVID outbreaks, and ILI outbreaks without confirmatory influenza testing will not be reported in the table and graph.

**Congregate Setting Influenza Outbreaks by Region, 2024-2025**



## Did you know?

Congregate setting outbreaks of viral respiratory illness are required to be reported to your local health department? See:

- Influenza Guidance for [Local Health Departments \(LHDs\)](#), [Healthcare Providers](#), and [Laboratories](#)

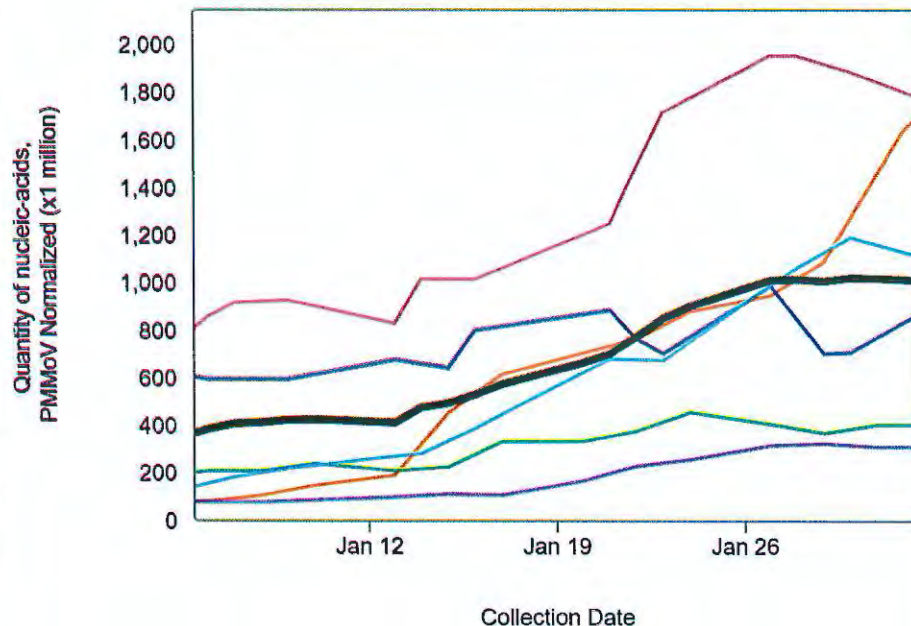
Outbreak Response Resources:

- [MDHHS Guidelines for Influenza and Respiratory Virus Outbreaks in Long-Term Care Facilities](#)
- [MDHHS Respiratory Virus Outbreaks in Nursing Homes Flow Diagram](#)
- [MDHHS Respiratory Illness Outbreak Response Tool for use in Skilled Nursing Facilities](#)
- [CDC Viral Respiratory Pathogens Toolkit for Nursing Homes](#)

For information on COVID-19 outbreaks, please visit the [Michigan Respiratory Virus Dashboard](#)



## WastewaterSCAN Dashboard: Influenza A, Michigan (1/5/25 - 2/1/25)



- All Selected Locations (Average)
- Mt. Pleasant, MI (Mt. Pleasant WRRF)
- Ann Arbor, MI (City of Ann Arbor Wastewater Treatment Plant)
- Jenison, MI (Grandville Clean Water Plant)
- Warren, MI (City of Warren Wastewater Treatment Plant)
- Traverse City, MI (Traverse City Regional Waste Water Treatment Plant)
- Jackson, MI (Jackson Wastewater Treatment Plant)

## Influenza News Blast

- [Flu levels 'very high' and climbing in Michigan \(MLive\)](#)
- [Michigan flu, RSV, COVID surges wreak 'havoc' in Corewell emergency departments \(Detroit Free Press\)](#)
- [On the frontline against bird flu, egg farmers fear they're losing the battle \(Michigan Public Radio\)](#)
- [Influenza surge overcrowding Michigan emergency rooms \(Detroit News\)](#)
- [Infectious Disease Roundup: 2/4/2025 \(LIL Science\)](#)
- [C.D.C. Posts, Then Deletes, Data on Bird Flu Spread Between Cats and People \(NYT\)](#)

## Additional Resources

- [MDHHS Respiratory Virus Dashboard](#)
- [MDHHS Influenza Webpage](#)
- [MDHHS Bureau of Laboratories \(BOL\) Flu Webpage and Test Request Forms](#)
- [Immunization Action Coalition: Ask the Experts - Flu](#)
- [National Wastewater Surveillance System \(CDC\)](#)
- [CDC FluView](#)
- [Vaccine finder \(vaccines.gov\)](#)

View Michigan Flu Focus Report archives [here](#).

## 2024-2025 Influenza Season Preliminary Burden Estimates

The Centers for Disease Control and Prevention (CDC) have released [preliminary in-season burden estimates](#) for the 2024-2025 flu season.

Since October 1, 2024, CDC estimates that there have been between:

**24 million – 41 million**  
flu illnesses

**11 million – 18 million**  
flu medical visits

**310,000 – 650,000**  
flu hospitalizations

**13,000 – 65,000**  
flu deaths

Updated February 7, 2025

## MDHHS Contributors

**Bureau of Infectious Disease Prevention:** A. Eaton, MPH, L. Leegwater, MPH, L. Reeg, MPH, S. Kim, MPH, V. Tellez Nunez, MPH

**Bureau of Laboratories:** K. Margulieux, PhD, V. Vavricka, MS



**Van Buren County 2025**  
**Reportable Diseases**

Date Reported: 02/12/2025

Presented to: Appointed Membrs of the Board of Health  
Presented by: Julie Beeching RN, BSN Director of Nursing

Jan-2025 Reporting Period	Jan	Feb	Mar	Apr	May	Jun	Jul	Aug	Sep	Oct	Nov	Dec	YTD 2025	YTD 2024	2024 total	2023 total	2022 total	2021 total	2020 total
acute flaccid myelitis													0	0	0	0	0	0	0
anaplasmosis													0	0	0	0	0	0	0
animal bites	11												11	8	150	117	185	131	151
anthrax													0	0	0	0	0	0	0
arboviral encephalitides													0	0	0	0	0	0	0
eastern equine													0	0	0	0	0	0	0
west nile													0	0	0	0	0	0	0
zika													0	0	0	0	0	0	0
babesiosis													0	0	0	0	0	0	0
blastomycosis													0	0	1	1	0	0	0
botulism													0	0	0	0	0	0	0
brucellosis													0	0	0	0	0	0	0
campylobacteriosis	1												1	1	18	12	13	16	7
candidiasis													0	0	0	0	0	0	0
chancroid													0	0	0	0	0	0	0
chickenpox/varicella													0	0	5	0	0	0	1
cholera													0	0	0	0	0	0	0
coccidioidomycosis													0	0	0	1	0	0	0
CPO (CP-CRE)													0	0	0	0	1	0	1
cryptosporidiosis													0	0	1	2	4	4	5
cyclosporidiosis													0	0	0	0	0	3	1
dengue fever													0	0	0	0	0	0	0
diphtheria													0	0	0	0	0	0	0
E-coli 0157:H7													0	0	0	0	0	0	0
ehrlichiosis													0	0	0	0	0	0	0
encephalitis													0	0	0	0	0	0	2
giardiasis													0	0	1	4	3	3	9
glanders													0	0	0	0	0	0	0
guillain-barre syndrome													0	0	0	0	1	0	0
haemophilis influenzae													0	0	0	4	2	1	2
hantavirus													0	0	0	0	0	0	0
hemolytic uremic syndrome													0	0	0	0	0	0	0
hemorrhagic fever virus													0	0	0	0	0	0	0
hepatitis A	1												1	0	0	0	0	0	1
hepatitis B													0	0	1	2	2	5	2
hepatitis C acute													0	0	11	3	1	4	6
hepatitis C chronic													0	6	20	18	12	13	17
hepatitis non A non B													0	0	0	0	0	0	0
histoplasmosis													0	0	0	3	8	3	0
influenza virus ILI & Confirmed	710												710	340	3547	3070	1739	5	1699
kawasaki disease													0	0	0	0	1	0	0
legionellosis													0	1	4	0	1	3	3
leprosy													0	0	0	0	0	0	0



# Van Buren County 2025

## Reportable Diseases

Date Reported: 02/12/2025

Presented to: Appointed Membrs of the Board of Health

Presented by: Julie Beeching RN, BSN Director of Nursing

Jan-2025 Reporting Period	Jan	Feb	Mar	Apr	May	Jun	Jul	Aug	Sep	Oct	Nov	Dec	YTD 2025	YTD 2024	2024 total	2023 total	2022 total	2021 total	2020 total
leptospirosis													0	0	0	0	0	0	0
listeriosis													0	0	0	0	1	0	0
lyme disease													0	1	20	23	11	16	3
malaria													0	0	0	0	0	0	0
measles													0	0	0	0	0	0	0
melioidosis													0	0	0	0	0	0	0
meningitis - aseptic													0	0	1	2	6	2	4
meningitis - bacterial													0	0	5	3	2	0	0
meningococcal disease													0	0	0	0	0	0	0
MERS-CoV													0	0	0	0	0	0	0
mumps													0	0	0	1	0	0	0
orthopox virsu													0	0	0	0	0	0	0
pertussis	1												1	0	5	0	0	0	4
plague													0	0	0	0	0	0	0
polio													0	0	0	0	0	0	0
prion disease													0	0	0	0	0	1	0
psittacosis													0	0	0	0	0	0	0
Q fever													0	0	0	0	0	1	0
rabies													0	0	0	1	0	0	0
rubella													0	0	0	0	0	0	0
salmonellosis	2												2	0	6	13	4	7	5
SARS													0	0	0	0	0	0	0
shigellosis													0	0	3	5	2	1	1
spotted fever													0	0	0	0	0	0	1
STEC - shiga toxin e-coli													0	0	3	4	1	1	2
staphylococcus aureus MRSA	1												1	1	11	1	2	0	0
streptococcus pneumonia Inv.	2												2	1	11	11	7	11	5
streptococcus pyogenes grp A	1												1	2	5	19	3	0	2
tetanus													0	0	0	0	0	0	0
Strep toxic shock syndrome													0	0	0	0	0	0	1
trichinellosis													0	0	0	0	0	0	0
tuberculosis	1												1	0	0	0	0	0	0
tularemia													0	0	0	0	0	0	0
typhoid fever													0	0	0	0	0	0	0
vibriosis													0	0	0	0	1	0	0
VISA(5)/VERSA(4)													0	0	0	0	0	0	0
yellow fever													0	0	0	0	0	0	0
yersiniosis													0	0	3	2	1	0	4
COVID-19	118												118	154	879	1254	7475	8410	3877
RSV pediatric mortality (< 5 yrs of age)													0	0	0	na	na	na	na

**VanBuren-Cass County District Public Health Department**  
**Nursing Statistics**

**Van Buren County**

**January-25**

**Presented to:** Appointed Members of the Board of Health

**Date:** 2/14/2024

**By:** Julie Beeching, RN, BSN      Director of Nursing

Immunization Clinic	Jan-25		YTD 2025		YTD 24
	# vaccines given	# persons	# vaccines given	# persons	# persons
COVID	7	7	7	7	8
Lawrence	81	28	81	28	13
<b>Totals</b>	88	35	88	35	21

Children's Special Health Care Services	Jan-25	YTD 25	YTD 24
# of Nursing Plans of Care	3	3	2
# of Clients Assisted with enrollment	8	8	
# of Clients Assisted with Renewal	12	12	
# of Annual Assessments	7	7	13
# of Clients that received Care Coordination Services	40	40	
# of Diagnostics Issued	0	0	0
# Active Clients	454	454	

Although enrollment appears to be down, CSHCS Lansing is currently taking up to 2 weeks to process new/renewed clients due to lack of staff and brand-new people stepping into roles. We are anticipating seeing delays in processing for a while, however, we are continuing to work with clients who are not "Actively" on the CSHCS program.

STD / HIV	Jan-25	YTD 25	YTD 24
STD Court Orders	1	1	1
STD Total clinic visits	17	17	10
STD Test and/or treat	17	17	10
STD/HIV Partner notification interviews	9	9	15

Cases Reported	Jan-25	YTD 25	YTD 24
Gonorrhea - Health Department	0	0	0
Gonorrhea - Private Clinics *	2	2	6
Chlamydia - Health Department	0	0	0
Chlamydia - Private clinics *	16	16	20
Syphilis - Health Department	1	1	0
Syphilis - Private clinics *	1	1	2
HIV / AIDS - Health Department	0	0	0
HIV / AIDS - Private Clinics	0	0	0

<b>HIV / AIDS - Counseling/Testing</b>	15	15	9
HIV / AIDS - Post test counseling	15	15	9
HIV ( + ) partner notification	0	0	0

HIV / AIDS - education (grp) Sch & Comm	10	10	2
---	----	----	---

Due to limits in testing supplies, confirmed contacts of known positives of GC and/or CT are treated without testing.

**Jan-25      STD/HIV Program Educational Presentations and Events:**

Van Buren Co Presentations:      Rapid HIV screening VB Co jail

Cass Co Presentations:      none

# Cass County 2024 Reportable Diseases

Date Reported: 02/12/2025

Presented to: Appointed Membrs of the Board of Health

Presented by: Julie Beeching RN, BSN Director of Nursing

Jan-2025 Reporting Period	Jan	Feb	Mar	Apr	May	Jun	Jul	Aug	Sep	Oct	Nov	Dec	YTD 2025	YTD 2024	2024 total	2023 total	2022 total	2021 total	2020 total
acute flaccid myelitis													0	0	0	0	0	0	0
anaplasmosis													0	0	0	0	0	0	0
animal bites	4												4	4	66	73	66	63	61
anthrax													0	0	0	0	0	0	0
arboviral encephalitides													0	0	0	0	0	0	0
eastern equine													0	0	0	0	0	0	0
west nile													0	0	0	0	0	0	0
zika													0	0	0	0	0	0	0
babesiosis													0	0	0	0	0	0	0
blastomycosis													0	0	1	0	1	0	0
botulism													0	0	0	0	0	0	0
brucellosis													0	0	0	0	0	0	0
campylobacteriosis													0	0	6	5	3	4	5
candidiasis													0	0	0	0	0	0	0
chancroid													0	0	0	0	0	0	0
chickenpox/varicella													0	0	0	0	1	0	1
cholera													0	0	0	0	0	0	0
coccidioidomycosis													0	0	0	0	0	0	0
CPO (CP-CRE)													0	0	0	1	0	1	0
cryptosporidiosis													0	0	1	1	1	2	4
cyclosporidiosis													0	0	0	0	0	0	0
dengue fever													0	0	0	0	0	0	0
diphtheria													0	0	0	0	0	0	0
E-coli 0157:H7													0	0	0	0	0	0	0
ehrlichiosis													0	0	0	0	0	0	0
encephalitis													0	0	0	0	0	0	0
giardiasis													0	0	3	1	3	0	6
glanders													0	0	0	0	0	0	0
guillain-barre syndrome													0	0	0	0	0	0	0
haemophilis influenzae	1												1	0	2	4	0	0	1
hantavirus													0	0	0	0	0	0	0
hemolytic uremic syndrome													0	0	0	0	0	0	0
hemorrhagic fever virus													0	0	0	0	0	0	0
hepatitis A													0	0	0	0	0	0	0
hepatitis B													0	0	2	2	2	2	5
hepatitis C acute	3												3	0	9	8	0	2	2
hepatitis C chronic	1												1	2	8	17	6	3	9
hepatitis non A non B													0	0	0	0	0	0	0
histoplasmosis	1												1	0	2	1	0	0	0
influenza virus ILI and confirmed	186												186	95	1049	933	267	0	677
kawasaki disease													0	0	0	1	0	0	0
legionellosis	1												1	0	0	1	2	2	3
leprosy													0	0	0	0	0	0	0



# Cass County 2024 Reportable Diseases

Date Reported: 02/12/2025

Presented to: Appointed Members of the Board of Health

Presented by: Julie Beeching RN, BSN Director of Nursing

Jan-2025 Reporting Period	Jan	Feb	Mar	Apr	May	Jun	Jul	Aug	Sep	Oct	Nov	Dec	YTD 2025	YTD 2024	2024 total	2023 total	2022 total	2021 total	2020 total
leptospirosis													0	0	0	0	0	0	0
listeriosis													0	0	0	2	0	0	1
lyme disease													0	0	5	10	4	16	3
malaria													0	0	0	0	1	0	0
measles													0	0	0	0	0	0	0
meliodosis													0	0	0	0	0	0	0
meningitis - aseptic													0	0	0	2	2	1	2
meningitis - bacterial													0	0	0	2	0	0	0
meningococcal disease													0	0	0	0	0	0	0
MERS-CoV													0	0	0	0	0	0	0
mumps													0	0	0	0	1	0	0
orthopox virus													0	0	0	0	0	0	0
pertussis	1												1	0	2	0	0	0	0
plague													0	0	0	0	0	0	0
polio													0	0	0	0	0	0	0
prion disease													0	0	0	0	0	0	0
psittacosis													0	0	0	0	0	0	0
Q fever													0	0	0	0	0	0	0
rabies													0	0	0	0	0	0	0
rubella													0	0	0	0	0	0	0
salmonellosis													0	0	4	3	1	3	4
SARS													0	0	0	0	0	0	0
shigellosis													0	0	1	0	0	0	0
spotted fever													0	0	0	0	0	0	0
STEC - shiga toxin e-coli													0	0	0	0	1	0	0
staphylococcus aureus MRSA													0	0	0	0	0	0	0
streptococcus pneumonia, Invasive													0	0	5	2	5	0	4
streptococcus pyogenes grp A													0	1	5	10	0	2	3
tetanus													0	0	0	0	0	0	0
toxic shock syndrome													0	0	0	0	0	0	0
trichinellosis													0	0	0	0	0	0	0
tuberculosis													0	0	0	0	0	0	0
tularemia													0	0	0	0	0	0	0
typhoid fever													0	0	0	0	0	0	0
vibriosis													0	0	0	0	0	0	0
VISA(5)/VERSA(4)													0	0	0	0	0	0	0
yellow fever													0	0	0	0	0	0	0
yersiniosis													0	0	1	0	0	2	0
COVID-19	68												68	160	480	729	3748	5253	2895
RSV pediatric mortality (< 5 yrs of age)													0	0	0	na	na	na	na

**VanBuren-Cass County District Public Health Department**  
**Nursing Statistics**      **Cass County**

**January-25**

**Presented to:** Appointed Members of the Board of Health  
**By:** Julie Beeching, RN, BSN      Director of Nursing

**Date:** 2/12/2025

Immunization Clinic	Jan-25		YTD 2025		YTD 24
	# vaccines given	# persons	# vaccines given	# persons	# persons
COVID	3	3	3	3	7
Dowagiac	24	11	24	11	9
<b>Totals</b>	<b>27</b>	<b>14</b>	<b>27</b>	<b>14</b>	<b>16</b>

Children's Special Health Care Services	Jan-25	YTD 25	YTD 24
# of Nursing Plans of Care	1	1	2
# of Clients Assisted with enrollment	2	2	
# of Clients Assisted with Renewal	4	4	
# of Annual Assessments	5	5	2
# of Clients that received Care Coordination Services	10	10	
# of Diagnostics Issued	0	0	0
# Active Clients	185	185	

Although enrollment appears to be down, CSHCS Lansing is currently taking up to 2 weeks to process new/renewed clients due to lack of staff and brand-new people stepping into roles. We are anticipating seeing delays in processing for a while, however, we are continuing to work with clients who are not "Actively" on the CSHCS program.

STD / HIV	Jan-25	YTD 25	YTD 24
STD Court Orders	0	0	0
STD Total clinic visits	10	10	10
STD Test and/or treat	10	10	10
STD/HIV Partner notification interviews	4	4	7

Cases Reported	Jan-25	YTD 25	YTD 24
Gonorrhea - Health Department	0	0	1
Gonorrhea - Private Clinics *	0	0	2
Chlamydia - Health Department	0	0	1
Chlamydia - Private clinics *	6	6	8
Syphilis - Health Department	0	0	0
Syphilis - Private clinics *	0	0	0
HIV / AIDS - Health Department	0	0	0
HIV / AIDS - Private Clinics	0	0	0

Due to limits in testing supplies, confirmed contacts of known positives of GC and/or CT are treated without testing.

<b>HIV / AIDS - Counseling/Testing</b>	5	5	9
HIV / AIDS - Post test counseling	5	5	9
HIV ( + ) partner notification	0	0	0

HIV / AIDS - education (grp) Sch & Comm	0	0	0
---	---	---	---

See Van Buren statistics for information on District Education Presentations and Events



**Environmental Health Division  
Van Buren/Cass District Health Department**



Reporting Numbers for  
Month of:

2025 January

	VB	Cass	Total	*2024/2025 Fiscal Year To Date*	1/1/25 - 1/31/25 Totals	1/1/24 - 1/31/24 Totals
Septic Permits	23	7	30	151	30	25
Septic Finals	18	5	23	153		
Septic Consultations	3	0	3	16		
Soil Evaluations	0	0	0	1		
Sandfill Evaluations	4	0	4	41		
Well Permits	22	9	31	189	31	37
Well Finals	39	11	50	171		
Home Loan Evaluations	1	0	1	12		
Housing Complaints	1	0	1	21		
DSS Facilities	4	1	5	18		
Campground Inspections	0	0	0	0		
Tattoo Parlor Inspections	3	1	4	4		
Drinking Water Long Term Monitoring	0	0	0	0		
Public Swimming Pool Program	0	0	0	1		
Septage Program						
"Active" Land Site Inspections	0	0	0	0		
Annual/Initial Vehicle Inspections	0	0	0	1		
Receiving Facility Inspections	0	0	0	0		
FOIA Requests	66	4	70	521		

**Environmental Health Division  
Van Buren/Cass District Health Department**



**Reporting Numbers for  
Month of:**

**2025 January**

**\*2024/2025**

**Fiscal Year**

	<b>VB</b>	<b>Cass</b>	<b>Total</b>	<b>To Date*</b>
<b>Food Program</b>				
Pre-Opening Inspections	2	0	2	12
Routine Inspections	33	18	51	187
Follow-Up Inspections	12	8	20	66
STFU Inspections	1	1	2	19
Temporary Food License Inspections	0	1	1	15
Restaurant Plan Reviews	8	5	13	34
Restaurant Complaints/ Enforcement	2	1	3	12
Restaurant Owner Consultations	3	1	4	20
Restaurant Training	0	0	0	2

**Noncommunity / Type II**

Sanitary Surveys	2	1	3	6
Monitoring Violations	2	2	4	16
Level 2 Assessment	0	0	0	8
Level 1 Assessment	1	1	2	8
Inspection	2	2	4	14
Well Permits	0	0	0	3
Treatment Operator Assistance	0	0	0	0
Local Assistance - Capacity Development	0	0	0	0
Local Assistance - Source Water Assessment	0	0	0	0

Respectfully Submitted by:

*George Friday*

George Friday, RS/REHS  
Director Environmental Health





# VAN BUREN COUNTY BOARD OF COMMISSIONERS

## ADMINISTRATIVE AFFAIRS

### KL AVENUE LANDFILL – RESTRICTED USE ZONE RESOLUTION

HONORABLE BOARD OF COMMISSIONERS:

**WHEREAS**, the Van Buren Cass District Health Department Board of Health held a public hearing and voted to adopt a regulation establishing Groundwater Use Restricted Zones; and,

**WHEREAS**, the regulation prohibits the installation and use of groundwater wells in a designated area of Almena Township unless approved by the U.S. EPA, EGLE, or the Health Department; and,

**WHEREAS**, this restricted zone supports remediation efforts at the West KL Avenue Landfill under the oversight of the U.S. EPA and ensures protection of public health and safety; and,

**WHEREAS**, the West KL Avenue Landfill Group will plug any non-approved wells and provide suitable replacements at no cost to property owners; and,

**NOW, THEREFORE BE IT RESOLVED**, we, the Van Buren County Board of Commissioners approves the adoption of the amendment to the Environmental Health Code to add Section 9.16, establishing Groundwater Use Restricted Zones.

Signed: Haif L. Patterson Harding  
Ken Doran  
Randall Peck  
Paul Schmitt  
Tina Seay  
Paul Schmitt

Date: January 14, 2025

#### FOR CLERK'S USE ONLY

MOTION BY: \_\_\_\_\_

CARRIED ☐

SECONDED BY: \_\_\_\_\_

NOT CARRIED ☐